

Design by: Masiero Lab



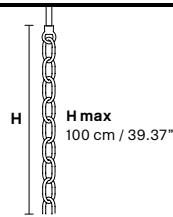
MARIA TERESA VE910

Standard chain

MT/CG

CE RW/DW

CE



MT
Traditional version
CG
Coloured glass version



RW
RGB-W Led version
DW
Dynamic White Led version

LIGHTING Traditional E12 lightbulbs
SIZE With lampshades, overall diameter is 5 cm (2") larger than specified

LIGHTING WHITE LED sources CRI>90
RGB-W each light 330 Nominal lm at 3000K
DW each light 490 Nominal lm at 4700K

FRAME **MT** Chrome or gold plated metal covered with transparent glass
CG Painted metal covered with painted glass

SIZE Same size as MT or CG
FRAME Chrome or gold plated metal covered with transparent glass

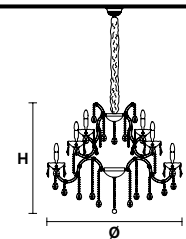
LAMP SHADES **MT** No lampshades included
CG No lampshades included

LAMP SHADES No lampshades included

PENDANTS **MT** Transparent glass or crystal
CG Coloured glass

PENDANTS transparent glass or crystal

VE 910/25



TECHNICAL INFORMATIONS
Ø 100 cm / 39.37"
H 75 cm / 29.52"
W 26 kg / 57.32 lb


LIGHTING SYSTEM 25×E12×40 W max (not included). Triac Dimmable

VERSION **VE 910/25 MT - CG**

25×LED source -100 W tot
Control system: DMX
On request Radio Control and Masiero Smart Light App only for RW version.

VE 910/25 RW/DW

MT TRADITIONAL




G04 Shiny chrome



G03 Shiny gold


MT DYNAMIC WHITE



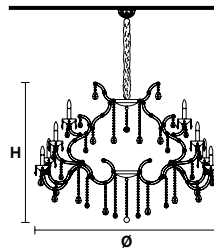
MT RGB - W - LED



MT COLOURED GLASS



VE 910/32



TECHNICAL INFORMATIONS
Ø 125 cm / 49.21"
H 90 cm / 35.43"
W 40 kg / 88.18 lb

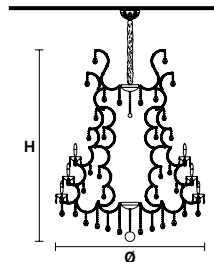
LIGHTING SYSTEM 32×E12×40 W max (not included). Triac Dimmable

VERSION **VE 910/32 MT - CG**

32×LED source -128 W tot
Control system: DMX
On request Radio Control and Masiero Smart Light App only for RW version.

VE 910/32 RW/DW

VE 910/42



TECHNICAL INFORMATIONS
Ø 150 cm / 59.05"
H 180 cm / 70.87"
W 70 kg / 154.32 lb

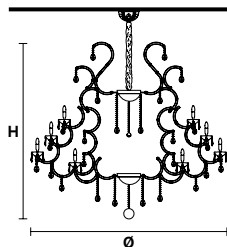
LIGHTING SYSTEM 42×E12×40 W max (not included). Triac Dimmable

VERSION **VE 910/42 MT - CG**

42×LED source -168 W tot
Control system: DMX
On request Radio Control and Masiero Smart Light App only for RW version.

VE 910/42 RW/DW

VE 910/49



TECHNICAL INFORMATIONS
Ø 185 cm / 72.83"
H 165 cm / 64.96"
W 85 kg / 187.39 lb

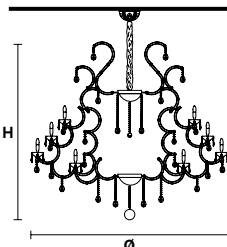
LIGHTING SYSTEM 49×E12×40 W max (not included). Triac Dimmable

VERSION **VE 910/49 MT - CG**

49×LED source -196 W tot
Control system: DMX
On request Radio Control and Masiero Smart Light App only for RW version.

VE 910/49 RW/DW

VE 910/56



TECHNICAL INFORMATIONS
Ø 185 cm / 72.83"
H 165 cm / 64.96"
W 100 kg / 220.5 lb

LIGHTING SYSTEM 56×E12×40 W max (not included). Triac Dimmable

VERSION **VE 910/56 MT - CG**

56×LED source -224 W tot
Control system: DMX
On request Radio Control and Masiero Smart Light App only for RW version.

VE 910/56 RW/DW