
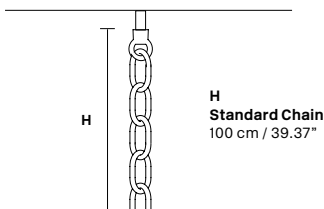


Chrome plated metal frame and crystal pendants.



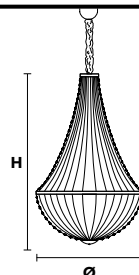
G04
Shiny chrome



VE 864/10 60

Suspension

CE



TECHNICAL INFORMATION

Ø 60 cm / 23.70"
H 110 cm / 43.31"
W 23 kg / 50.70 lb

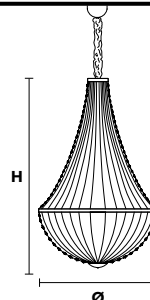
LIGHTING SYSTEM

10×E26×60 W max
(not included).

VE 864/14 90

Suspension

CE



TECHNICAL INFORMATION

Ø 90 cm / 35.50"
H 150 cm / 59.10"
W 37.5 kg / 82.67 lb

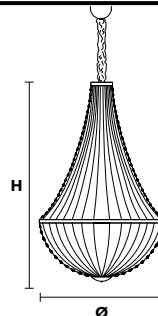
LIGHTING SYSTEM

14×E26×60 W max
(not included).

VE 864/20 120

Suspension

CE



TECHNICAL INFORMATION

Ø 120 cm / 47.30"
H 200 cm / 78.75"
W 53 kg / 116.84 lb

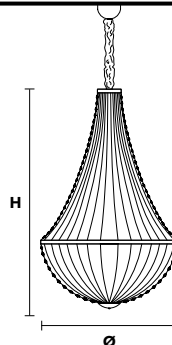
LIGHTING SYSTEM

20×E26×60 W max
(not included).

VE 864/24 150

Suspension

CE



TECHNICAL INFORMATION

Ø 150 cm / 59.10"
H 250 cm / 98.50"
W 86 kg / 189.59 lb

LIGHTING SYSTEM

24×E26×60 W max
(not included).