




Metal frame and crystal pendants.



G04
Shiny chrome

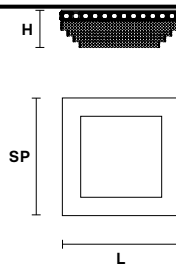


G03
Shiny gold

VE 821 PL24

Ceiling

CE



TECHNICAL INFORMATION

L 80 cm / 31.50"
SP 80 cm / 31.50"
H 27 cm / 10.63"
W 26 kg / 57.32 lb

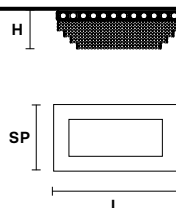
LIGHTING SYSTEM

24×E12×40 W max
(not included).

VE 821 PL28

Ceiling

CE



TECHNICAL INFORMATION

L 110 cm / 43.30"
SP 60 cm / 23.62"
H 27 cm / 10.63"
W 33 kg / 72.75 lb

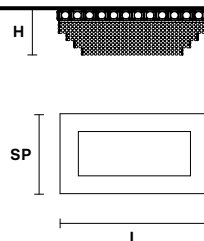
LIGHTING SYSTEM

28×E12×40 W max
(not included).

VE 821 PL32

Ceiling

CE



TECHNICAL INFORMATION

L 122 cm / 48.03"
SP 60 cm / 23.62"
H 27 cm / 10.63"
W 40 kg / 88.18 lb

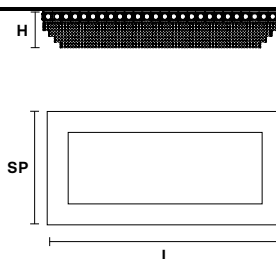
LIGHTING SYSTEM

32×E12×40 W max
(not included).

VE 821 PL44

Ceiling

CE



TECHNICAL INFORMATION

L 166 cm / 65.35"
SP 80 cm / 31.50"
H 27 cm / 10.63"
W 50 kg / 110.23 lb

LIGHTING SYSTEM

44×E12×40 W max
(not included).