
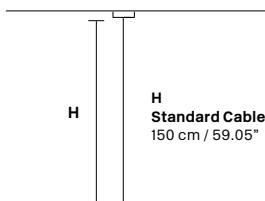




Chrome plated metal frame and crystal pendants.

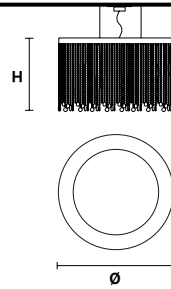


**G04**  
Shiny chrome



### VE 811/S3 RD

### Suspension



#### TECHNICAL INFORMATIONS

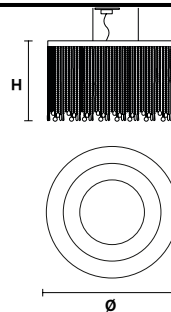
**Ø** 40 cm / 15.60"  
**H** 30 cm / 11.80"  
**W** 4 kg / 8.80 lb

#### LIGHTING SYSTEM

3×E12×40 W max  
(not included).

### VE 811/S8 RD

### Suspension



#### TECHNICAL INFORMATIONS

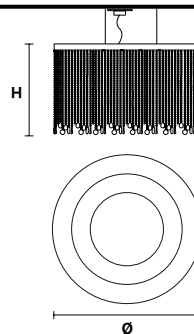
**Ø** 60 cm / 23.70"  
**H** 40 cm / 15.60"  
**W** 8 kg / 17.60 lb

#### LIGHTING SYSTEM

8×E26×60 W max  
(not included).

### VE 811/S10 RD

### Suspension



#### TECHNICAL INFORMATIONS

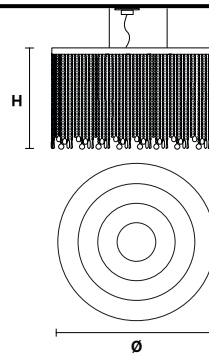
**Ø** 80 cm / 31.50"  
**H** 50 cm / 19.70"  
**W** 15 kg / 33.00 lb

#### LIGHTING SYSTEM

10×E26×60 W max  
(not included).

### VE 811/S12 RD

### Suspension



#### TECHNICAL INFORMATIONS

**Ø** 100 cm / 39.40"  
**H** 60 cm / 23.70"  
**W** 28 kg / 61.60 lb

#### LIGHTING SYSTEM

12×E26×60 W max  
(not included).