




Chrome plated metal frame and crystal pendants.

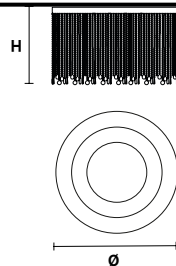


G04
Shiny chrome

VE 811/PL3 RD

Ceiling

CE



TECHNICAL INFORMATIONS

Ø 40 cm / 15.60"
H 30 cm / 11.80"
W 4 kg / 8.80 lbb

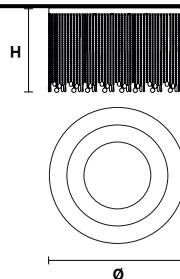
LIGHTING SYSTEM

3×E12×40 W max
(not included).

VE 811/PL8 RD

Ceiling

CE



TECHNICAL INFORMATIONS

Ø 60 cm / 23.70"
H 40 cm / 15.60"
W 8 kg / 17.60 lb

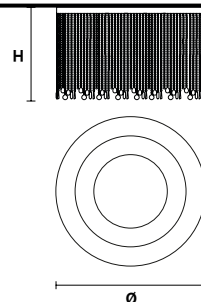
LIGHTING SYSTEM

8×E26×60 W max
(not included).

VE 811/PL10 RD

Ceiling

CE



TECHNICAL INFORMATIONS

Ø 80 cm / 31.50"
H 50 cm / 19.70"
W 15 kg / 33.06 lb

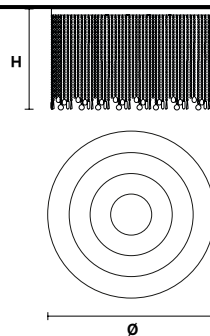
LIGHTING SYSTEM

10×E26×60 W max
(not included).

VE 811/PL12 RD

Ceiling

CE



TECHNICAL INFORMATIONS

Ø 100 cm / 39.40"
H 60 cm / 23.70"
W 28 kg / 61.60 lb

LIGHTING SYSTEM

12×E26×60 W max
(not included).