
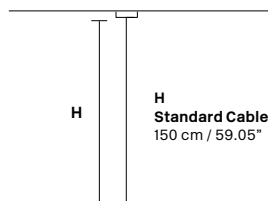




Chrome plated metal frame and crystal pendants.

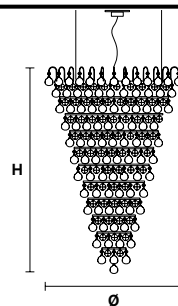


G04
Shiny chrome



VE 810/S15+1

Suspension



TECHNICAL INFORMATIONS

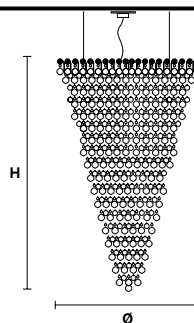
Ø 60 cm / 23.62"
H 100 cm / 39.37"
W 45.5 kg / 100.3 lb

LIGHTING SYSTEM

15×E12×40 W max
1×E26×60 W max
(not included).

VE 810/S24+1

Suspension



TECHNICAL INFORMATIONS

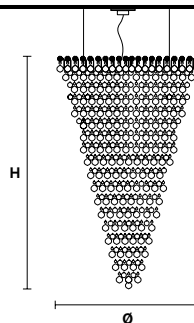
Ø 100 cm / 39.40"
H 220 cm / 86.60"
W 110 kg / 242.0 lb

LIGHTING SYSTEM

24×E12×40 W max
1×E26×60 W max
(not included).

VE 810/S28+1

Suspension



TECHNICAL INFORMATIONS

Ø 120 cm / 47.24"
H 250 cm / 98.43"
W 230 kg / 507 lb

LIGHTING SYSTEM

28×E12×40 W max
1×E26×60 W max
(not included).