



Chrome plated metal frame and crystal pendants.

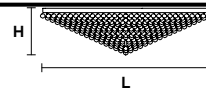


G04
Shiny chrome

VE 809/PL4

Ceiling

CE



TECHNICAL INFORMATIONS

L 50 cm / 19.69"
SP 50 cm / 19.69"
H 25 cm / 9.84"
W 27 kg / 59.52 lb

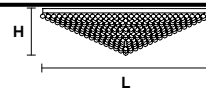
LIGHTING SYSTEM

4×E26×60 W max
(not included).

VE 809/PL8

Ceiling

CE



TECHNICAL INFORMATIONS

L 70 cm / 27.56"
SP 70 cm / 27.56"
H 30 cm / 11.81"
W 30 kg / 66.13 lb

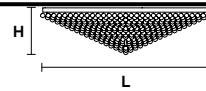
LIGHTING SYSTEM

8×E26×60 W max
(not included).

VE 809/PL12

Ceiling

CE



TECHNICAL INFORMATIONS

L 105 cm / 41.34"
SP 105 cm / 41.34"
H 35 cm / 13.78"
W 60 kg / 132.27 lb

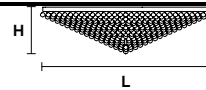
LIGHTING SYSTEM

12×E26×60 W max
(not included).

VE 809/PL48

Ceiling

CE



TECHNICAL INFORMATIONS

L 160 cm / 62.99"
SP 160 cm / 62.99"
H 40 cm / 15.75"
W 120 kg / 264.5 lb

LIGHTING SYSTEM

48×E26×60 W max
(not included).