


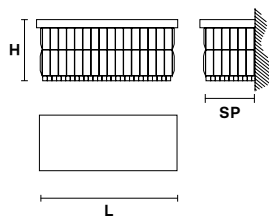


Metal frame and crystal pendants.



G04
Shiny chrome

VE 760/A2 RC



Applique



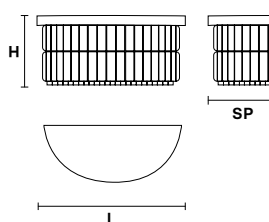
TECHNICAL INFORMATION

- L** 30 cm / 11.81"
- SP** 14 cm / 5.51"
- H** 18 cm / 7.10"
- W** 2 kg / 4.40 lb

LIGHTING SYSTEM

2×E12×40 W max
(not included).

VE 760/A2 RD



Applique



TECHNICAL INFORMATION

- L** 32 cm / 12.59"
- SP** 17 cm / 6.69"
- H** 18 cm / 7.10"
- W** 2 kg / 4.40 lb

LIGHTING SYSTEM

2×E12×40 W max
(not included).