



Metal frame and crystal pendants.

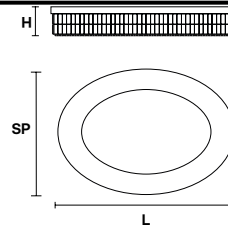


**G04**  
Shiny chrome

**VE 760/PL12 OV**

**Ceiling**

CE



**TECHNICAL INFORMATIONS**

**L** 103 cm / 40.55"  
**SP** 63 cm / 24.80"  
**H** 18 cm / 7.08"  
**W** 21 kg / 46.29 lb

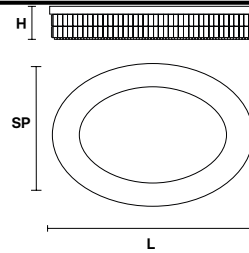
**LIGHTING SYSTEM**

12×E26×60 W max  
(not included).

**VE 760/PL16 OV**

**Ceiling**

CE



**TECHNICAL INFORMATIONS**

**L** 150 cm / 23.62"  
**SP** 75 cm / 29.50"  
**H** 18 cm / 7.08"  
**W** 40 kg / 88.18 lb

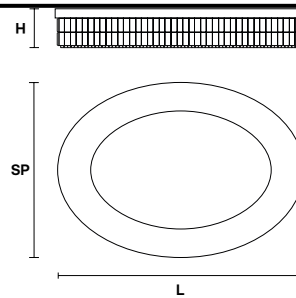
**LIGHTING SYSTEM**

16×E26×60 W max  
(not included).

**VE 760/PL22 OV**

**Ceiling**

CE



**TECHNICAL INFORMATIONS**

**L** 200 cm / 78.74"  
**SP** 85 cm / 33.50"  
**H** 18 cm / 7.08"  
**W** 59 kg / 130.07 lb

**LIGHTING SYSTEM**

22×E26×60 W max  
(not included).