




Metal frame and crystal pendants.

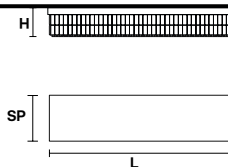


**G04**  
Shiny chrome

**VE 760/PL5 LN**

**Ceiling**

CE



**TECHNICAL INFORMATION**

**L** 80 cm / 31.49"  
**SP** 17 cm / 6.70"  
**H** 18 cm / 7.08"  
**W** 12 kg / 26.45 lb

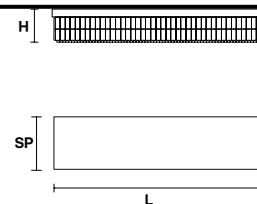
**LIGHTING SYSTEM**

5×E26×60 W max  
(not included).

**VE 760/PL6 LN**

**Ceiling**

CE



**TECHNICAL INFORMATION**

**L** 100 cm / 39.37"  
**SP** 17 cm / 6.70 "  
**H** 18 cm / 7.08"  
**W** 15 kg / 33.06 lb

**LIGHTING SYSTEM**

6×E26×60 W max  
(not included).

**VE 760/PL7 LN**

**Ceiling**

CE



**TECHNICAL INFORMATION**

**L** 120 cm / 47.24"  
**SP** 17 cm / 6.70"  
**H** 18 cm / 7.08"  
**W** 18 kg / 39.68lb

**LIGHTING SYSTEM**

7×E26×60 W max  
(not included).