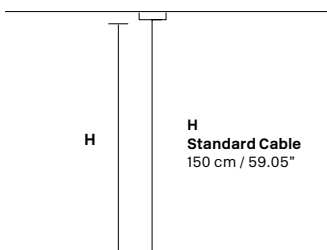




Metal frame and borosilicate glass.



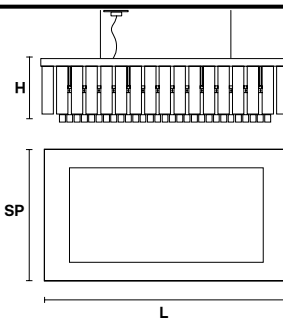
V71
Painted matt nickel



VE 1152/S16 RC

Suspension

CE



TECHNICAL INFORMATION

L 105 cm / 41.30"
SP 75 cm / 29.50"
H 38 cm / 14.95"
W 58 kg / 127.60 lb

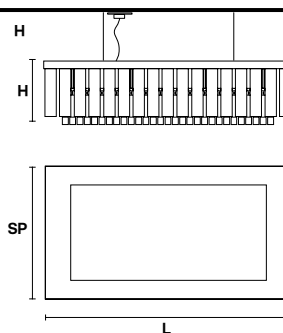
LIGHTING SYSTEM

16×E26×60 W max
(not included).

VE 1152/S18 RC

Suspension

CE



TECHNICAL INFORMATION

L 130 cm / 51.20"
SP 75 cm / 29.50"
H 38 cm / 14.95"
W 68 kg / 149.60 lb

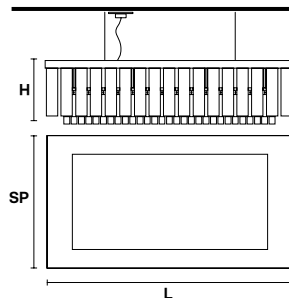
LIGHTING SYSTEM

18×E26×60 W max
(not included).

VE 1152/S24 RC

Suspension

CE



TECHNICAL INFORMATION

L 165 cm / 64.95"
SP 90 cm / 35.10"
H 38 cm / 14.95"
W 79 kg / 173.80 lb

LIGHTING SYSTEM

24×E26×60 W max
(not included).