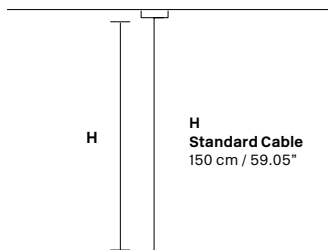




Metal frame and borosilicate glass.



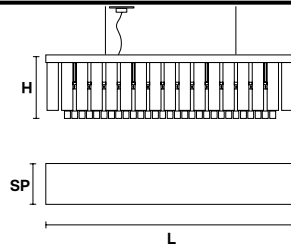
**V71**  
Painted matt nickel



### VE 1152/S4 LN

### Suspension

CE



#### TECHNICAL INFORMATION

**L** 75 cm / 29.50"  
**SP** 22.5 cm / 8.85"  
**H** 38 cm / 14.95"  
**W** 15 kg / 33.00 lb

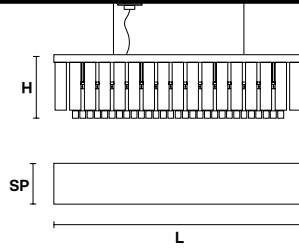
#### LIGHTING SYSTEM

4×E26×60 W max  
(not included).

### VE 1152/S5 LN

### Suspension

CE



#### TECHNICAL INFORMATION

**L** 105 cm / 41.30"  
**SP** 22.5 cm / 8.85"  
**H** 38 cm / 14.95"  
**W** 20 kg / 44.00 lb

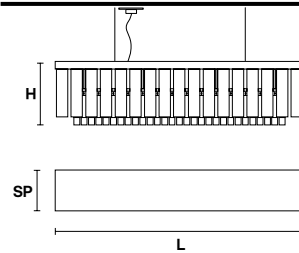
#### LIGHTING SYSTEM

5×E26×60 W max  
(not included).

### VE 1152/S6 LN

### Suspension

CE



#### TECHNICAL INFORMATION

**L** 130 cm / 51.20"  
**SP** 22.5 cm / 8.85"  
**H** 38 cm / 14.95"  
**W** 24 kg / 52.80 lb

#### LIGHTING SYSTEM

6×E26×60 W max  
(not included).